

Table 6 (continued)


	<b>Reference No.</b> <p style="text-align: center;"><b>ISO 7010-P018</b></p>
	<b>Referent</b> <p style="text-align: center;"><b>No sitting</b></p>
	<b>Function</b> To prohibit sitting on a surface
	<b>Image content</b> Human figure (left-hand profile) in sitting position, horizontal line
<b>Hazard</b> Surface unsuitable to sit on	
<b>Human behaviour that is intended to be caused after understanding the safety sign's meaning</b> Not sitting on an unsuitable surface	
<b>Additional information</b> Test data obtained according to ISO 9186-1 are not available. Consequently, a supplementary text sign shall be used to increase comprehension except when the safety sign is supplemented by manuals, instructions or training.	

Table 6 (continued)


	<b>Reference No.</b> ISO 7010-P019
	<b>Referent</b> No stepping on surface
	<b>Function</b> To prohibit stepping onto a surface
	<b>Image content</b> Human figure stepping up, line with right angle
<b>Hazard</b> Surface unsuitable for stepping onto	
<b>Human behaviour that is intended to be caused after understanding the safety sign's meaning</b> Not stepping onto an unsuitable surface	
<b>Additional information</b> Test data obtained according to ISO 9186-1 are not available. Consequently, a supplementary text sign shall be used to increase comprehension except when the safety sign is supplemented by manuals, instructions or training.	

Table 6 (continued)


	<b>Reference No.</b> <p style="text-align: center;"><b>ISO 7010-P020</b></p>
	<b>Referent</b> <p style="text-align: center;"><b>Do not use lift in the event of fire</b></p>
	<b>Function</b> To prohibit use of lift in the event of fire
	<b>Image content</b> Outline of lift with two human figures standing inside and flames at the right-hand side of the lift
<b>Hazard</b> Being trapped in a lift during a fire	
<b>Human behaviour that is intended to be caused after understanding the safety sign's meaning</b> Not using lift in the event of fire	
<b>Additional information</b> Test data obtained according to ISO 9186-1 are not available from more than one country. Findings from national testing, however, showed that in one country the safety sign did not reach the criteria of acceptability. Consequently, a supplementary text sign shall be used to increase comprehension except when the safety sign is supplemented by manuals, instructions or training.	

Table 6 (continued)

	<b>Reference No.</b> <p style="text-align: center;"><b>ISO 7010-P021</b></p>
	<b>Referent</b> <p style="text-align: center;"><b>No dogs</b></p>
	<b>Function</b> To prohibit taking dogs into designated areas
	<b>Image content</b> Dog (right-hand profile)
<b>Hazard</b> Infections due to dogs; harming of people caused by dog bites	
<b>Human behaviour that is intended to be caused after understanding the safety sign's meaning</b> Not taking dogs into a designated area	
<b>Additional information</b> Test data obtained according to ISO 9186-1 are not available from more than one country. Findings from national testing, however, showed that in one country the safety sign did not reach the criteria of acceptability. Consequently, a supplementary text sign shall be used to increase comprehension except when the safety sign is supplemented by manuals, instructions or training.	

Table 6 (continued)


	<b>Reference No.</b> <p style="text-align: center;"><b>ISO 7010-P022</b></p>
	<b>Referent</b> <p style="text-align: center;"><b>No eating or drinking</b></p>
	<b>Function</b> To prohibit eating and drinking
	<b>Image content</b> Three horizontal lines alongside a cup with straw
<b>Hazard</b> Ingestion of dangerous substances by food and drink contaminated at a designated area	
<b>Human behaviour that is intended to be caused after understanding the safety sign's meaning</b> Not eating or drinking in the designated area	
<b>Additional information</b> Test data obtained according to ISO 9186-1 are not available from more than one country. Findings from national testing, however, showed that in one country the safety sign did not reach the criteria of acceptability. Consequently, a supplementary text sign shall be used to increase comprehension except when the safety sign is supplemented by manuals, instructions or training.	

Table 6 (continued)

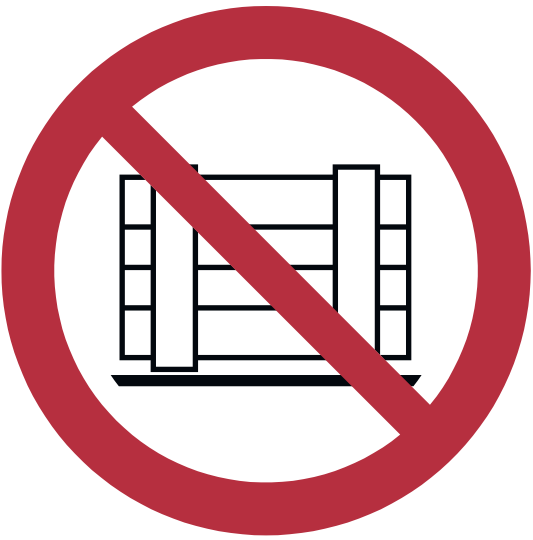
	<b>Reference No.</b> ISO 7010-P023
	<b>Referent</b> Do not obstruct
	<b>Function</b> To prohibit the obstruction of a designated clear area
	<b>Image content</b> Crate (outlined), horizontal line underneath
<b>Hazard</b> Obstruction in a designated clear area	
<b>Human behaviour that is intended to be caused after understanding the safety sign's meaning</b> Not placing an obstruction in a designated clear area (e.g. escape routes, emergency exits, passageways)	
<b>Additional information</b> Test data obtained according to ISO 9186-1 are not available. Consequently, a supplementary text sign shall be used to increase comprehension except when the safety sign is supplemented by manuals, instructions or training.	

Table 6 (continued)


	<b>Reference No.</b> ISO 7010-P024
	<b>Referent</b> Do not walk or stand here
	<b>Function</b> To prohibit walking or standing on a designated area
	<b>Image content</b> Two footprints
<b>Hazard</b> Areas which are unsafe for people to walk or stand on	
<b>Human behaviour that is intended to be caused after understanding the safety sign's meaning</b> Keeping off a designated area	
<b>Additional information</b> Test data obtained according to ISO 9186-1 are not available. Consequently, a supplementary text sign shall be used to increase comprehension except when the safety sign is supplemented by manuals, instructions or training.	

Table 6 (continued)


	<p><b>Reference No.</b></p> <p style="text-align: center;"><b>ISO 7010-P025</b></p>
	<p><b>Referent</b></p> <p style="text-align: center;"><b>Do not use this incomplete scaffold</b></p>
	<p><b>Function</b></p> <p>To prohibit the use of scaffolding systems which are not complete</p>
	<p><b>Image content</b></p> <p>Human figure (right-hand profile) walking on a broken horizontal bar surrounded by vertical and horizontal lines</p>
<p><b>Hazard</b></p> <p>Incomplete scaffold</p> <p><b>Human behaviour that is intended to be caused after understanding the safety sign's meaning</b></p> <p>Not using an incomplete scaffold</p> <p><b>Additional information</b></p> <p>Test data obtained according to ISO 9186-1 are available from more than one country. Findings from testing showed that the safety sign did not reach the criteria of acceptability. Consequently, a supplementary text sign shall be used to increase comprehension except when the safety sign is supplemented by manuals, instructions or training.</p>	



Table 6 (continued)


	<b>Reference No.</b> <p style="text-align: center;"><b>ISO 7010-P026</b></p>
	<b>Referent</b> <p style="text-align: center;"><b>Do not use this device in a bathtub, shower or water-filled reservoir</b></p>
	<b>Function</b> <p>To prohibit the use of unsuitable electrical equipment in or near water</p>
	<b>Image content</b> <p>Shower and bathtub</p>
<b>Hazard</b> <p>Electric shock</p>	
<b>Human behaviour that is intended to be caused after understanding the safety sign's meaning</b> <p>Not using electrically powered equipment in bathtubs, showers or water-filled reservoirs</p>	
<b>Additional information</b> <p>Test data obtained according to ISO 9186-1 are not available. Consequently, a supplementary text sign shall be used to increase comprehension except when the safety sign is supplemented by manuals, instructions or training.</p>	

Table 6 (continued)



	<p><b>Reference No.</b></p> <p style="text-align: center;"><b>ISO 7010-P027</b></p>
	<p><b>Referent</b></p> <p style="text-align: center;"><b>Do not use this lift for people</b></p>
	<p><b>Function</b></p> <p>To prohibit the use of the lift for the transportation of people</p>
	<p><b>Image content</b></p> <p>Human figure (front view) in a rectangle, short arrows above and underneath the rectangle</p>
<p><b>Hazard</b></p> <p>Goods or freight lifts without the safety features necessary for the transportation of people</p> <p><b>Human behaviour that is intended to be caused after understanding the safety sign's meaning</b></p> <p>Not using the lift for the transportation of people</p> <p><b>Additional information</b></p> <p>Test data obtained according to ISO 9186-1 are not available. Consequently, a supplementary text sign shall be used to increase comprehension except when the safety sign is supplemented by manuals, instructions or training.</p>	

Table 6 (continued)

	<b>Reference No.</b> ISO 7010-P028
	<b>Referent</b> Do not wear gloves
	<b>Function</b> To prohibit the use of gloves when operating a machine with drawing-in hazard
	<b>Image content</b> Two gloves, one outlined, one filled
<b>Hazard</b> Drawing-in hazard to people wearing gloves while operating a machine	
<b>Human behaviour that is intended to be caused after understanding the safety sign's meaning</b> Operating a machine with drawing-in hazard without wearing gloves	
<b>Additional information</b> Test data obtained according to ISO 9186-1 are not available. Consequently, a supplementary text sign shall be used to increase comprehension except when the safety sign is supplemented by manuals, instructions or training.	